

SUNSHINE PRIMARY CLUB

Classroom Teacher Subscription

Quick Start Guide 3

View Student Work

1. Load a class, select a student and click the View Work button.



| Room 1 | | |
|-------------------------------------|-----------|---------------------------|
| <input checked="" type="checkbox"/> | Bob Jones | View Work |
| <input type="checkbox"/> | | |
| <input type="checkbox"/> | | |
| <input type="checkbox"/> | | |

2. All currently assigned work is displayed as well as the student's work history.

| Title | Reading Time | Activities | Recording |
|-----------|--------------|--|--|
| The Whale | 5 min | Alphabet - 67% View Details Word - 100% View Details Thinking - 100% View Details | Accuracy - 67% Listen |
| | | | |

Read the following steps to learn more...

Accessing Student Results

Log in as teacher and load the class.

1. Tick the box beside the student and click the **View Work** button.
2. All currently assigned work will be displayed along with the date they were assigned.
3. Completed activities have **View Details** buttons that are a darker colour and display **percentage**. The buttons are clickable to view the results in more detail.

The screenshot shows the 'SUNSHINE PRIMARY CLUB TEACHER' interface. At the top, it displays the user 'Astrid Adams' and a 'Sign Out' button. Below this, there's a header for 'Class1' with buttons for 'Add Group', 'Add Student', 'Select a Group', and 'Add Student/s to Group'. A table lists students with checkboxes and 'View Work' buttons. A circled '1' highlights the 'View Work' button for Amy Adams.

Clicking 'View Work' leads to a 'Work History for: Amy Adams' page. It shows 'Currently Assigned Work' with a 'View Work History by Level' dropdown. A table lists activities with columns for Title, Date Assigned, Reading Time, Activities, and Recording. A circled '2' highlights the 'Title' column. A circled '3' highlights the 'View Details' button for the 'My Home Level 4' activity.

| Title | Date Assigned | Reading Time | Activities | Recording |
|-----------------------------------|---------------|------------------|--|--|
| My Home Level 4 | 27/03/2019 | Read - 36 sec | Alphabet : 50% View Details Word : 100% View Details Thinking : 50% View Details | Error-Accuracy- % Comments: Listen |
| When Itchy Witchy Sneezes Level 4 | 27/03/2019 | Read - not timed | Alphabet : 100% View Details Word : 25% View Details Thinking : 100% View Details | Error-Accuracy- % Comments: Listen |
| A Hug Is Warm Level 4 | 27/03/2019 | Unread | Writing the Alphabet View Details Word : % View Details Thinking : % View Details | Error-Accuracy- % Comments: Listen |

At the bottom, there are buttons for 'Print Student Work' and 'Print All Work History'.

Student Results in More Detail

Correct and incorrect answers are displayed for:

1. Alphabet
2. Word
3. Thinking

1

SUNSHINE PRIMARY CLUB TEACHER Astrid Adams Sign Out

Class1 Work History for: Amy Adams Alphabet - Letter Names : My Home

Back

Correct: n m
Incorrect: h f


2

SUNSHINE PRIMARY CLUB TEACHER Astrid Adams Sign Out

Class1 Work History for: Amy Adams Words Activity : My Home

Back

Drag the word to match the picture.



spider rabbit dog spacegirl


3

SUNSHINE PRIMARY CLUB TEACHER Astrid Adams Sign Out

Class1 Work History for: Amy Adams Thinking Activity : My Home

Back

Put the correct punctuation into the story.



“I like my home” , said the bird .

Student Results in More Detail

Recording Activity

1. Listen to the saved recordings.
2. Write any comments – these are shared with the student.
3. Insert the total number of errors.
4. You have the option to print a **Reading Record Sheet**.
5. Click **Save**.
6. Results for the recording activity are saved into the **Work History**.


Note: A notification is sent to the student and the score and comments can be accessed by the student from the Student Library.

SUNSHINE
PRIMARY CLUB
TEACHER
Astrid Adams Sign Out

Thu 03/28/2019

Class1

Back

1


1 My Home

2 "I like my home," said the spider.

3 "I like my home," said the bird.

4 "I like my home," said the rabbit.

5 "I like my home," said the dog.

6 "I like my home," said the man.

7 "I like my home," said the spacegirl.

8 "My home can fly."

2

Comments (shared with student)

Hi Amy! That was great reading.

Reading Record for:
Amy Adams

Title: My Home

Date: 28/03/2019

Total words: 48

Accuracy: 91.67 %

Total Errors: 4 3

5 **Save**

Reading Record Sheet

4 **Print**

SUNSHINE
PRIMARY CLUB
TEACHER
Astrid Adams Sign Out

Thu 28/03/2019

Class1

Work History for: **Amy Adams**

Currently Assigned Work

Current Reading Level: View Work History by Level ▼

| Title | Date Assigned | Reading Time | Activities | Recording |
|---|---------------|------------------|--|---|
| My Home Level 4 | 27/03/2019 | Read - 36 sec | Alphabet : 50% View Details Word : 100% View Details Thinking : 50% View Details | 6 Error- 4 Accuracy- 91.67% Comments: Hi Ava! That was great reading. Listen |
| When Itchy Witchy Sneezes Level 4 | 27/03/2019 | Read - not timed | Alphabet : 100% View Details Word : 25% View Details | Error- Accuracy- % Comments: Listen |

Student Results – Keeping a Running Record

1. Click **Print Student Work** to get a print overview of the currently assigned work.
2. Click **Print All Work History** to get a print overview of all assigned work.

The screenshot displays a user interface for managing student work. At the top left, the header includes 'SUNSHINE PRIMARY CLUB' and 'TE'. A 'Class1' dropdown is visible. A print dialog is open, showing 'Print' settings for 'Total: 2 sheets of paper' and a 'Print' button. Below the print dialog, a table lists current work items:

| Title | Date Assigned | Reading Time | Activities | Recording |
|-----------------------------------|---------------|------------------|--|--------------------------------|
| My Home Level 4 | 27/03/2019 | Read - not timed | Alphabet : 100% Word : 25% Thinking : 100% | Error-Accuracy- % Comments: |
| When Itchy Witchy Sneezes Level 4 | 27/03/2019 | Head - not timed | Alphabet : 100% Word : 25% Thinking : 100% | Error-Accuracy- % Comments: |
| A Hug Is Warm Level 4 | 27/03/2019 | Unread | Writing the Alphabet Word : % Thinking : % | Error-Accuracy- % Comments: |

At the bottom of the interface, there are two buttons: 'Print Student Work' (marked with a circled '1') and 'Print All Work History' (marked with a circled '2').